



# 2026 Investor Conference

Spokesperson  
Skin Huang  
May 20th, 2026





## ***Company and Industry***



# Axiomtek at a Glance

To grow with our customers by providing best in class products and services

Established  
/Headquarters

May 1990  
/Taipei, Taiwan

Founder &  
Chairman

YT Yang

Presidents

William Wu  
Chiven Fan

Revenue  
/Capital

\$225M  
/\$35M


Facility Space  
/Employees

21,245m<sup>2</sup> (HQ)  
/950+

# Axiomtek Global Operation

11 Sales offices  
60+ Distributors  
290+ Engineers  
950+ Employees  
\$225M Revenue





To be one of the  
most **trusted** brands  
of AI-enabled  
industrial solutions



from IoT Edge to  
**Intelligent Edge**

Edge Computing | Internet of Things | Artificial Intelligence  
Communication | Connectivity | Cybersecurity | Management

# Domain-focused Industries and Applications

## AUTOMATION

Semiconductors | Factory | Logistics

- Deep integration of edge computing and AIoT
- Artificial Intelligence and Robotics Innovation
- Industrial application platform and ecosystem
- Digital twins and edge computing accelerate the integration of virtual and real factories into reality

## INFRASTRUCTURE

Cybersecurity | Smart Energy | Transport

- Deep integration of operational technology (OT) and information technology (IT)
- From data collection to real-time decision-making and autonomous control
- 5G/6G communication technology accelerates empowerment
- Data security and privacy are important

## COMMERCIAL

Retail | Hospitality | Medical

- Software and hardware integration
- The rise of service-oriented edge operating business models
- Joint innovation and ecosystem cooperation
- More attention to sustainability and ESG

A robotic arm in a factory setting with overlaid digital data and network lines, representing smart manufacturing.

Smart  
Manufacturing

A close-up of solar panels in the foreground with a wind turbine in the background under a blue sky, representing energy and cybersecurity.

Energy &  
Cybersecurity

An aerial view of a modern city with a complex highway interchange and skyscrapers, representing transportation and smart city.

Transportation  
& Smart City

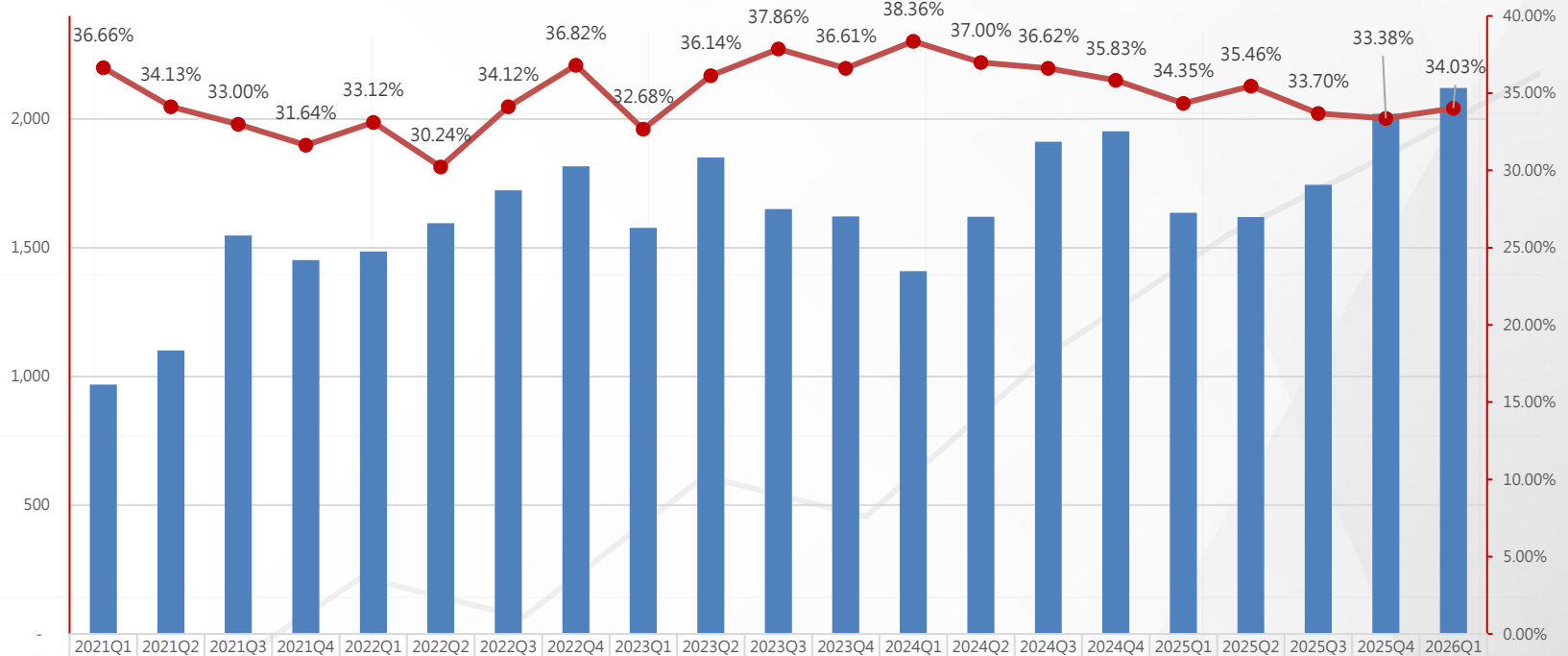
A blurred background of a restaurant or cafe interior with a blue door in the foreground featuring a silver 'OPEN' sign, representing medical and hospitality.

Medical &  
Hospitality



## ***Financial Result***

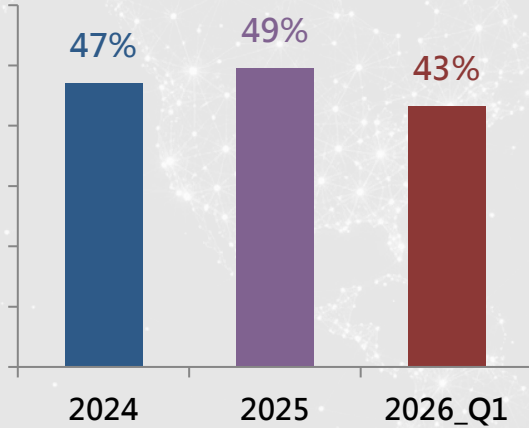
# Quarterly Consolidated Revenue and Gross Margin



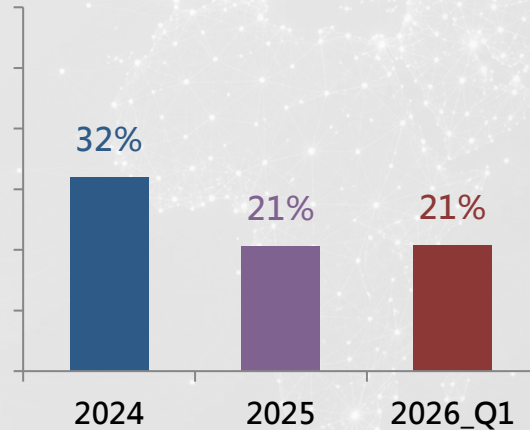
Revenue (Million)	969	1,101	1,547	1,452	1,485	1,596	1,723	1,815	1,578	1,851	1,650	1,622	1,409	1,620	1,912	1,952	1,636	1,619	1,745	2,020	2,121
Gross Margin %	36.66%	34.13%	33.00%	31.64%	33.12%	30.24%	34.12%	36.82%	32.68%	36.14%	37.86%	36.61%	38.36%	37.00%	36.62%	35.83%	34.35%	35.46%	33.70%	33.38%	34.03%
Net Profit %	12.34%	4.17%	8.78%	6.18%	9.00%	5.03%	11.20%	10.78%	7.85%	11.95%	13.76%	9.59%	10.50%	10.03%	11.91%	11.90%	8.08%	-1.77%	11.25%	10.35%	11.91%
Operating Expense %	29.59%	27.54%	21.16%	25.25%	22.56%	24.03%	21.93%	22.34%	22.04%	20.66%	22.57%	21.98%	26.65%	24.22%	20.13%	24.73%	25.61%	25.67%	23.18%	22.61%	21.15%
Tax Rate	14.80%	35.57%	26.80%	8.54%	24.11%	28.26%	22.93%	23.05%	23.01%	29.20%	26.56%	21.88%	33.85%	30.11%	20.13%	22.65%	17.56%	10.66%	22.63%	21.99%	19.34%
Basic EPS	1.30	0.50	1.44	0.90	1.35	0.81	1.94	1.95	1.23	2.19	2.24	1.53	1.45	1.63	2.20	2.25	1.24	(0.29)	1.81	1.91	2.25

# Product Revenue Breakdown by Geography

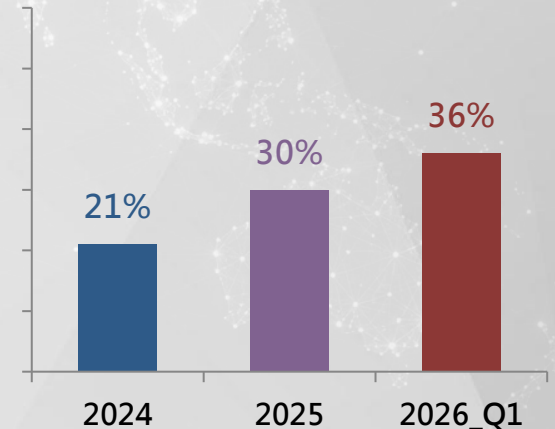
## America



## Europe

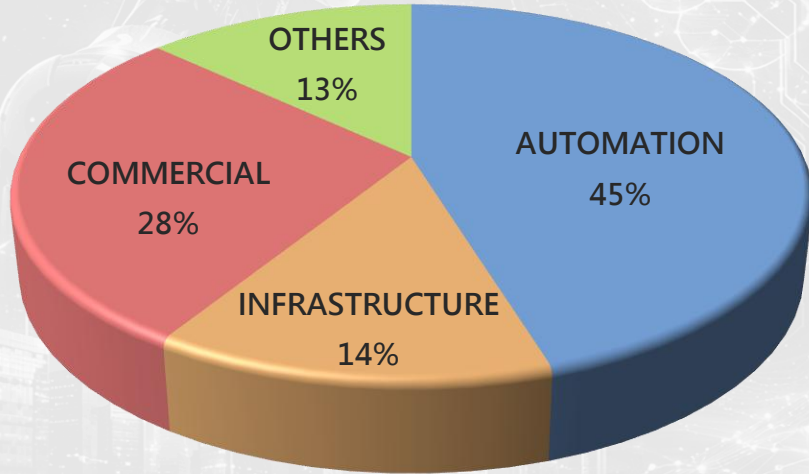


## Asia & Others

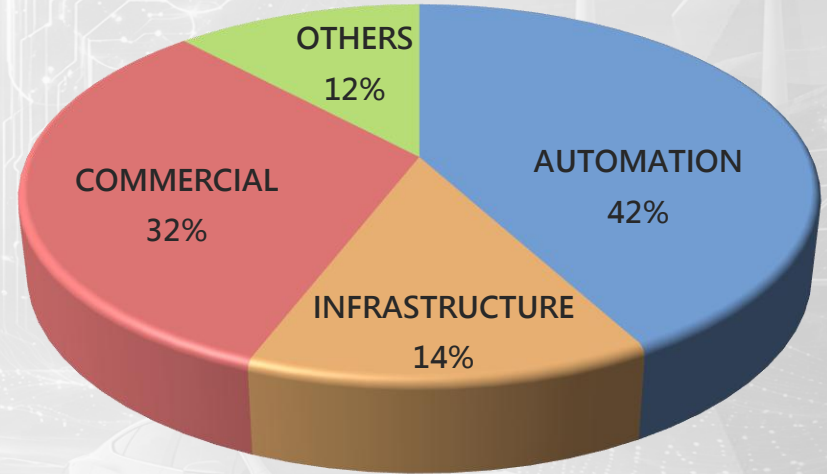


# Product Revenue Breakdown by Application

2025



2026\_Q1





**Thank You**  
Your Trusted Partner

