


AX6156LLE

4U 14-slot Rackmount Chassis with Multiple Drives




Features

- Three 5.25" and max. six 3.5" HDD drive bays
- Two 12 cm ball-bearing fan
- Supports 14-slot backplane or ATX MB
- Hot-swap redundant power supply supported



Internal 5 x 3.5" drives



Four front accessible drive



Optional hot-swap redundant power supply

Specifications

Standard Color	Beige	Expansion Interface	14-slot backplane
Construction	Heavy-duty cold-rolled steel	Speaker	1 x 0.3W speaker
Drive Capacity	Exposed 3 x 5.25" HDD drive bay & 1 x 3.5" HDD drive bay; internal 5 x 3.5" HDD drive bay	Operating Temperature Range	0°C - 40°C (32°F - 104°F)
Cooling	2 x 12 cm ball-bearing fan (88 CFM/each) with a removable filter	Dimensions	484.7 mm (19") (W) x 537.6 mm (21.2) (D) x 172 mm (7") (H)
Front Panel Indicators	1 x power on/off; 1 x HDD	Weight (net/gross)	18.5 kg (40.78 lb)/20 kg (44.1 lb)
Front Panel Controls	1 x power on/off; 1 x system reset		
Front Panel Connectors	1 x USB, 1 x PS/2 5-pin keyboard		
Pre-punched Panel	2 x 9-pin; 1 x DIN 5-pin keyboard		
System Board	SBCs, ATX MB or IMB Series		

Power Supply Specifications

Items	Watt	Specifications		
		Input	Output	MTBF
PS300-XP2	ATX 300W (PFC)	Slide Switch (115V _{AC} /230V _{AC})	+5V @ 30/21.5A +12V @ 15A -12V @ 0.8A +3.3V @ 15/28A +5V _{SB} @ 2A -5V @ 0.3A	100,000 hours
PS400-HRP	ATX 400W HRP (PFC)	AC 90-264V (Auto)	+5V @ 35A +12V @ 28A -5V @ 0.5A -12V @ 1.2A +3.3V @ 25A +5V _{SB} @ 2.0A	100,000 hours
PS400-XP2	ATX 400W (PFC)	AC 90-264V (Auto)	+5V @ 20A +12V1 @ 16A +12V2 @ 16A -12V @ 0.5A +3.3V @ 20A +5V _{SB} @ 2.5A	100,000 hours
PS501-HRP	ATX 500W HRP (PFC)	AC 90-264V (Auto)	+5V @ 25A +12 @ 41A -12V @ 0.8A +3.3V @ 25A +5V _{SB} @ 3.5A	100,000 hours

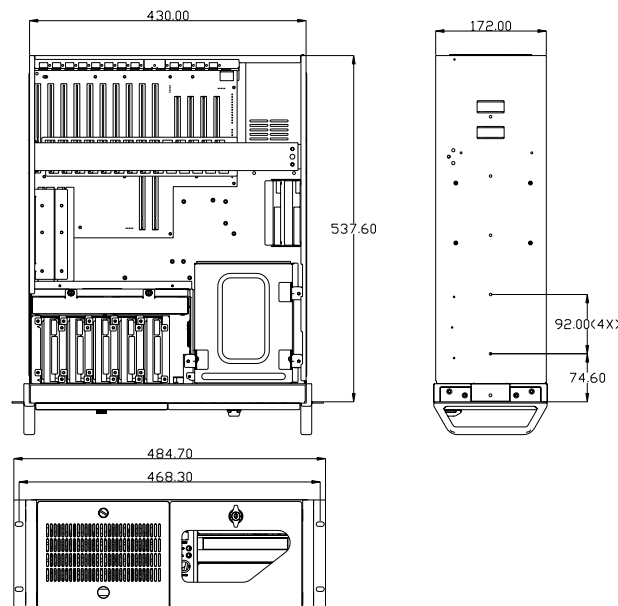
Ordering Information

AX6156LLET(W)B/X300	14-slot version, with ATX 300W power supply
AX6156LLET(W)B/X400	14-slot version, with ATX 400W power supply
AX6156LLET(W)B/X300R	14-slot version, with ATX 300W redundant power supply
AX6156LLET(W)M/X300	MB version, with ATX 300W power supply
AX6156LLET(W)M/X400	MB version, with ATX 400W power supply
AX6156LLET(W)M/X300R	MB version, with ATX 300W redundant power supply

*Specifications and certifications are based on options and may vary.

** T-Black color; W-Beige color

Dimensions



Backplane Options

PICMG 1.0

Models	Slots per Segment (ISA/PCI/CPU)	Segment
ATX6022/13L	8/4/1	Single
ATX6022/14G	1/12/1	Single
ATX6022/14D	2/4/1	Dual
ATX6022/14GP7	6/7/1	Single
ATX6022/14	9/4/1	Single

PICMG 1.3

Models	Slots per Segment (ISA/PCI/PCIE/CPU)	Segment
FAB100	4/4/5/1	Single
FAB101	0/13/0/1	Single
FAB112	0/10/2/1	Single
FAB113	0/4/8/1	Single
FAB114	0/8/4/1	Single
FAB118	0/7/6/1	Single

Optional Items

ATX 300W redundant power supply with PFC

ATX 500W power supply with PFC

ATX 500W redundant power supply with PFC

Overview

Embedded Systems

Embedded Systems for Transportation

Embedded Field Controllers

Embedded MicroBoxes

Industrial Barebone Systems

Industrial Chassis

Backplanes

Power Supplies

Peripherals & Accessories