


AX6156E

4U 14-slot Fault-Resilient Rackmount Chassis




Features

- Three 5.25" and one 3.5" HDD drive bays
- One 12 cm ball-bearing fan (optional two 12 cm fans)
- Supports 14-slot backplane or ATX MB
- Hot-swap redundant power supply supported
- Built-in centralized sensor module



12 x LED for system status report

Four front accessible drives



Centralized monitoring system



Optional hot-swap redundant power supply

Specifications

Standard Color	Beige	System Board	SBCs, ATX MB or IMB series
Construction	Heavy-duty cold-rolled steel	Expansion Interface	14-slot backplane
Drive Capacity	Exposed 3 x 5.25" HDD drive bay and 1 x 3.5" HDD drive bay	Speaker	1 x 0.3W speaker
Cooling	1 x 12 cm ball-bearing fan (88 CFM/each) with a removable filter (optional two fans)	Operating Temperature Range	0°C - 40°C (32°F - 104°F)
Front Panel Controls	1 x power on/off; 1 x system reset	Dimensions	484.7 mm (19") (W) x 537.6 mm (21.2") (D) x 177.5 mm (7") (H)
Front Panel Connectors	1 x USB, 1 x PS/2 5-pin keyboard	Weight (net/gross)	18 kg (39.68 lb)/19.5 kg (43 lb)
Pre-punched Panel	2 x 9-pin; 1 x DIN 5-pin keyboard		
Centralized Monitoring System (AX6156E)	A built-in thermal management module to detect temperature, and voltage fans -One temperature sensor point provided The normal operation of both temperature control and fan status is indicated by the GREEN LEDs. These GREEN-lit LEDs will automatically turn into RED under abnormal conditions		

Power Supply Specifications

Items	Watt	Specifications		MTBF
		Input	Output	
PS300-XP2	ATX 300W (PFC)	Slide Switch (115V _{AC} /230V _{AC})	+5 V @ 30/21.5 A +12 V @ 15 A -12 V @ 0.8 A +3.3 V @ 15/28 A +5 V _{SB} @ 2 A -5 V @ 0.3 A	100,000 hours
RPS400-HRP	ATX 400W HRP (PFC)	AC 90-264V (Auto)	+5 V @ 35 A +12 V @ 28 A -5 V @ 0.5 A -12 V @ 1.2 A +3.3 V @ 25 A +5 V _{SB} @ 2.0 A	100,000 hours
PS400-XP2	ATX 400W (PFC)	AC 90-264V (Auto)	+5 V @ 20 A +12 V1 @ 16 A +12 V2 @ 16 A -12 V @ 0.5 A +3.3 V @ 20 A +5 V _{SB} @ 2.5 A	100,000 hours
PS501-HRP	ATX 500W HRP (PFC)	AC 90-264V (Auto)	+5 V @ 25 A +12 @ 41 A -12 V @ 0.8 A +3.3 V @ 25 A +5 V _{SB} @ 3.5 A	100,000 hours

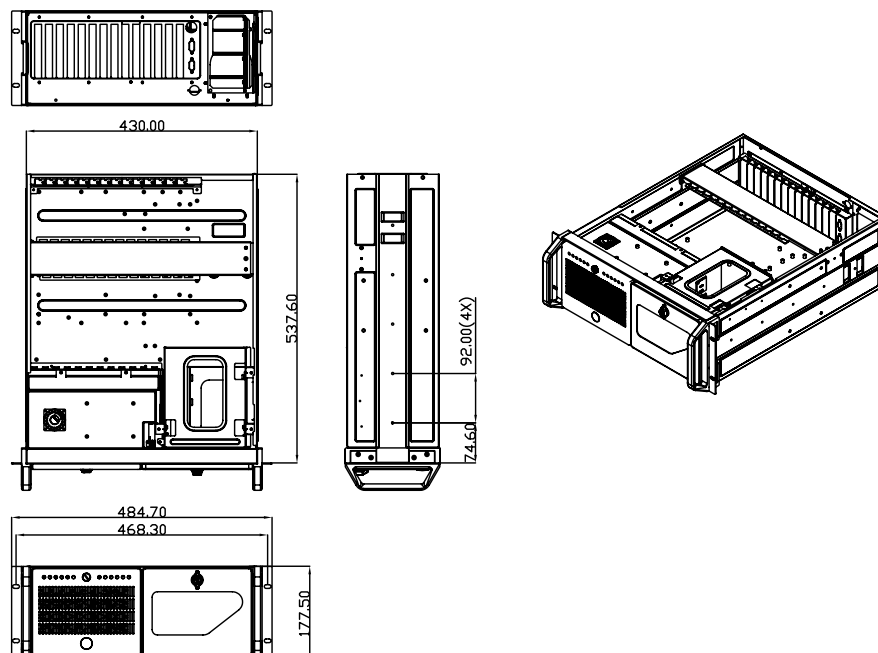
Ordering Information

AX6156ET(W)B/X300	14-slot version, with ATX 300W power supply
AX6156ET(W)B/X400	14-slot version, with ATX 400W power supply
AX6156ET(W)B/X300R	14-slot version, with ATX 300W redundant power supply
AX6156ET(W)M/X300	MB version, with ATX 300W power supply
AX6156ET(W)M/X400	MB version, with ATX 400W power supply
AX6156ET(W)M/X300R	MB version, with ATX 300W redundant power supply

*Specifications and certifications are based on options and may vary.

** T-Black color; W-Beige color

Dimensions



Backplane Options

PICMG 1.0

Models	Slots per Segment (ISA/PCI/CPU)	Segment
ATX6022/13L	8/4/1	Single
ATX6022/14G	1/12/1	Single
ATX6022/14D	2/4/1	Dual
ATX6022/14GP7	6/7/1	Single
ATX6022/14	9/4/1	Single

PICMG 1.3

Models	Slots per Segment (ISA/PCI/PCle/CPU)	Segment
FAB100	4/4/5/1	Single
FAB101	0/13/0/1	Single
FAB112	0/10/2/1	Single
FAB113	0/4/8/1	Single
FAB114	0/8/4/1	Single
FAB118	0/7/6/1	Single

Optional Items

ATX 500W power supply with PFC
ATX 300W redundant power supply with PFC
ATX 500W redundant power supply with PFC

Overview

Embedded Systems

Embedded Systems for Transportation

Embedded Field Controllers

Embedded MicroBoxes

Industrial Barebone Systems

Industrial Chassis

Backplanes

Power Supplies

Peripherals & Accessories